

Table of Contents

Section 1. The HI • dop Doppler

- 1.1 The HI • dop Doppler
- 1.2 Composition

Section 2. How to use your HI • dop ?

- 2.1 Operational Requirements
- 2.2 How to use ?

Section 3. Maintenance and Cleaning

General Information

Product Guarantee

Specifications



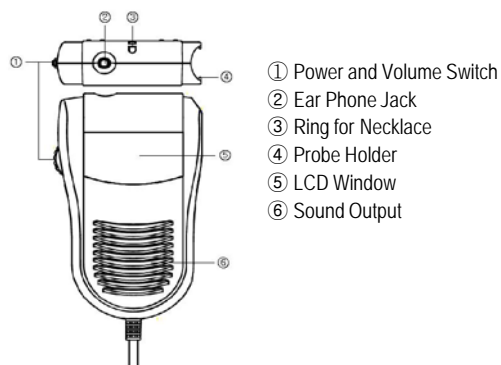
Section 1. The HI • dop Doppler

1.1 The HI • dop Doppler

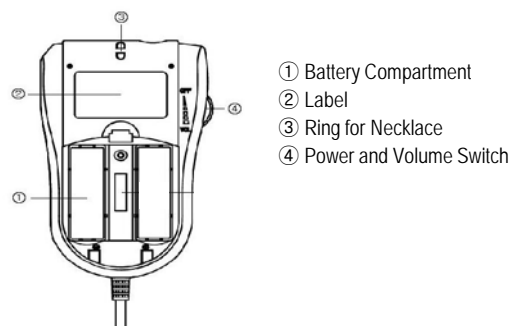
HI • dop is a pocket-sized vascular Doppler that measures the blood flow and outputs the heart or blood sound through a built-in speaker.

1.2 Composition

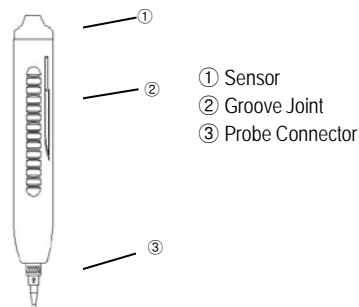
► Main Body (Front and Top View)



► Main Body (Rear View)



► Probe



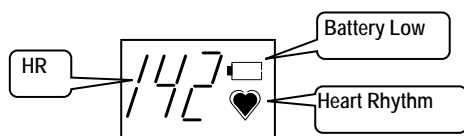
Section 2. How to use your HI • dop ?

2.1 Operational Requirements

- ▶ The HI • dop has to be used under surrounding temperature of 10 °C ~ 40 °C and humidity of 30% ~ 85%.
- ▶ Handle with care.
- ▶ Avoid dust or flammable materials.
- ▶ Make sure the batteries are inserted correctly.
- ▶ When detaching the probe from the main body, slide the probe upwards to prevent damage.

2.2 How to use ?

- ▶ Probe Range :
 - 4MHz : Deep vessels
 - 5MHz : General purpose
 - 8MHz : Peripheral vessels
- ▶ Turn the power and volume switch counterclockwise to turn the device on and adjust the volume level.
- ▶ Apply a liberal amount of ultrasound gel to the face of transducer (end of the probe).
- ▶ Place the transducer directly against the measuring position.
- ▶ Search for the position which can get the clearest sound.



◇ HI • dop

- ▶ HR will appear on the screen and heart rhythm indicator will flash as shown in Figure.
- ▶ If the voltage level of battery is lower than the required level, the battery low message "bat Lo" will appear as shown in Figure. In this case, the unit will not functional correctly and the batteries should be replaced.

Section 3. Maintenance and Cleaning

To keep the device clean, apply alcohol on a soft cloth and wipe the body and the probe once a month. Do not use lacquer, thinner, ethylene, or an oxidizing agent. If you use material that is not approved, it may cause damage to the product. In this case, the product will not be guaranteed within the warranty period. Keep the probes clean from dust or grime. Wipe the cable with a damp, and with clinical alcohol once a week. Do not immerse the main body or the probe in any liquid or detergent. Keep the main unit and the probe away from any liquid.

General Information

- ▶ HI • dop is classified as listed below;
 - Type-BF.
 - Internal electrical equipment according to IEC/EN 60601-1
 - This equipment conforms to Level B according to IEC/EN 60601-1-2
- ▶ Turn the power off after use. If you do not turn the power switch off, 1

minute

later, the sound will be muted automatically. In this case, a single "beep" sound will be heard. 3 minutes later, the system will go to sleep mode. In this case two "beep" sounds will be heard. The display will be turned off. In this mode power very little power is consumed. If you want to wake up the device from sleep mode, first of all, turn the power off and then 1 second later turn the switch on by turning the switch counterclockwise.

- ▶ 1.5V x 2(AA Type) Batteries are used for the system power. Do not use any other type of battery. Use of the wrong battery type may damage the equipment.
- ▶ Federal law restricts this device to sale by or on the order of a physician.
- ▶ Do not open the device cover or disassemble the device. Refer servicing to qualified personnel of Bistos Co., Ltd.

▶ Definition of Symbols



This symbol identifies a safety note. Be sure to understand the function of this control before using it. Control function is described in the operation manual



Type BF Equipment

Product Guarantee

Model Name : BT-200
 Approval No. :
 Approval Date :
 Serial No. :
 Warranty Period : 1 Year
 Date of Purchase :
 Customer Hospital :
 Address :
 Name :
 Telephone :
 Sales Agency :
 Manufacture : BISTOS Co., Ltd

- ※ Thank you for purchasing HI • dop.
- ※ This product is manufactured and has passed through strict quality control and inspection.
- ※ Compensation standard concerning repair, replacement, refund of the product complies with "Consumer protection law"


Specifications

- ▶ Specifications
 - Ultrasound Frequency : 4MHz, 5MHz, 8MHz
 - Intensity : <10mW/cm²
 - Heart Rate Counting Range : 50~240bpm
 - FHR Accuracy : ±2% of range
 - Battery Type : 1.5V × 2(AA Type)
 - Battery Life : About 360minutes (Continuously use)
 - PC Interface : Sound Card
- ▶ Physical
 - Main Body : (L)75mm × (H)128mm × (D)26mm
 - Probe : (L)25mm × (H)138mm × (D)25mm
 - Weight(Main Body and Probe) : 200g
- ▶ Environmental
 - Operating Temperature : 10 °C (50°F) to 40 °C (104°F)
 - Operating Humidity : 30% ~ 85% non-condensing
 - Operating Atmospheric Pressure : 79.051 kPa ~ 101.325kPa
 - Storage Temperature : -10 °C (14°F) to 60 °C (140°F)
 - Storage Humidity : 20% ~ 95% non-condensing
 - Storage Atmospheric Pressure : 79.051 kPa ~ 101.325kPa

Telephone: 82-31-750-0340
 Fax: 82-2-750-0344

BISTOS Co., Ltd
 7th Fl., A Bldg., Woolim Lions Valley 5-cha, 302, Galmachi-ro
 Jungwon-gu, Seongnam-si, Gyeonggi-do, Korea

www.bistos.co.kr
 bistos@bistos.co.kr

 **Obelis s.a**
Bd. Général Wahis 53
1030 Brussels, BELGIUM
Telephone: + (32) 2. 732.59.54
Fax.: + (32) 2.732.60.03

