

Mini Guide – DI Oxivir Excel Conc

Available in 2x5L



Ready to use



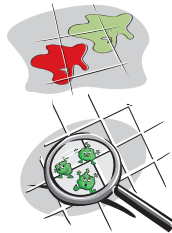
Accelerated hydrogen peroxide



Meets full Virucidal claims including norovirus in 30 seconds in clean and dirty conditions

Use for disinfecting:

Blood, sick and MRSA bacteria



Washable surfaces

Do not use on marble

Using...

1



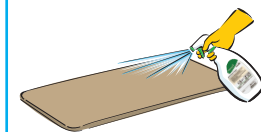
Remove excessive debris from the surface

2



Fill the Oxivir Excel spray bottle with 500ml cold water
Using the 10ml pelican pump, dispense either 1 dose (2%) or 2 doses (4%) into the trigger bottle from the Oxivir Excel Conc 5L canister.

3



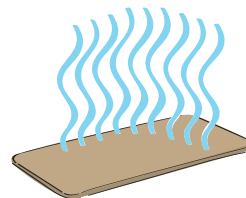
Spray product onto clean surface.

4



Allow 30 second contact time to meet virucidal claim according to EN14476

5



Allow to air dry

6



If dealing with a body spillage, dispose as contaminated waste.

Oxivir Excel has been tested according to the most recent European Standards and is proven to be an outstanding disinfectant in accordance with EN1276, EN1650, EN13727, EN13624, EN13697, EN14476, EN13704, EN16615

